
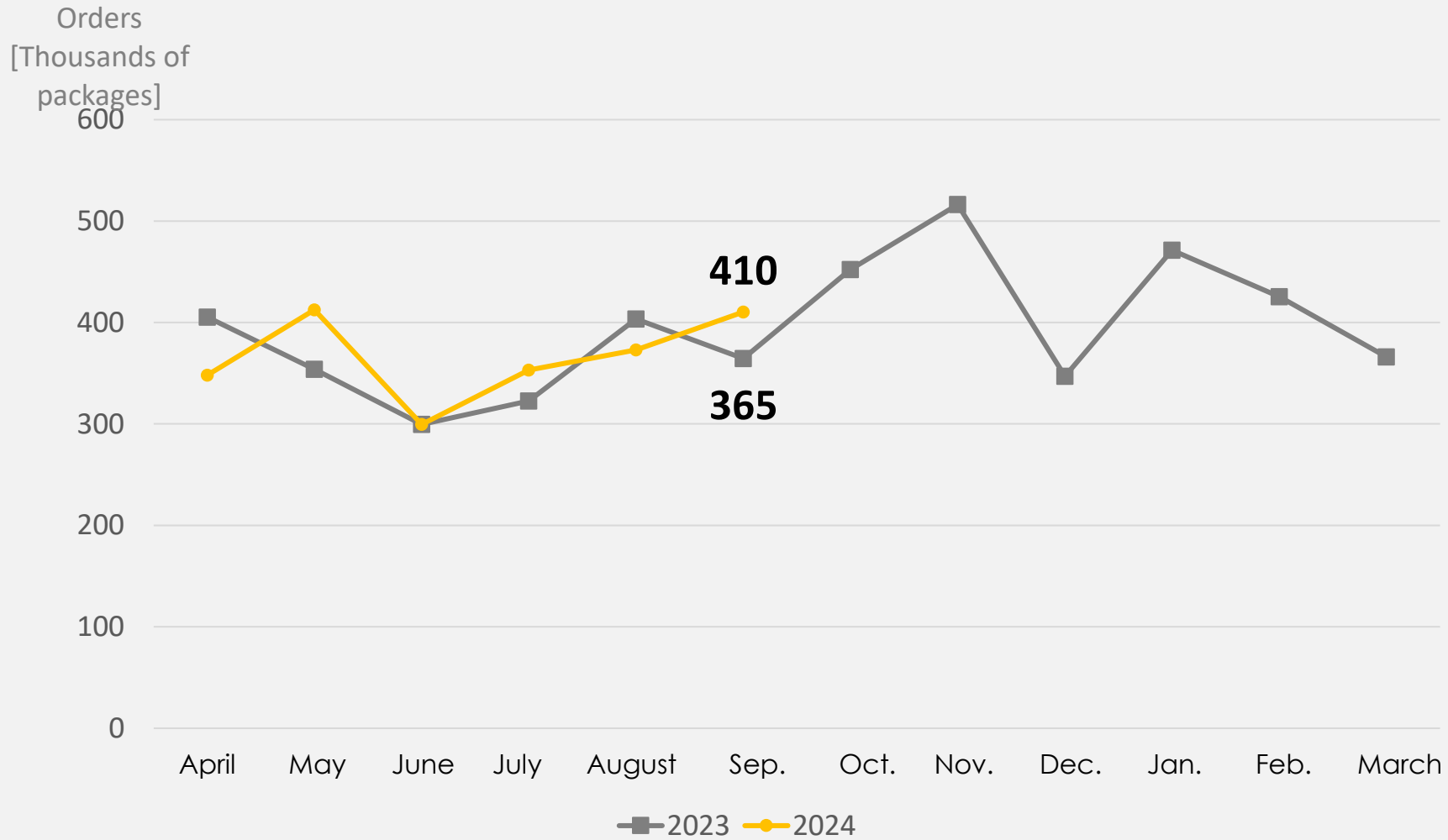




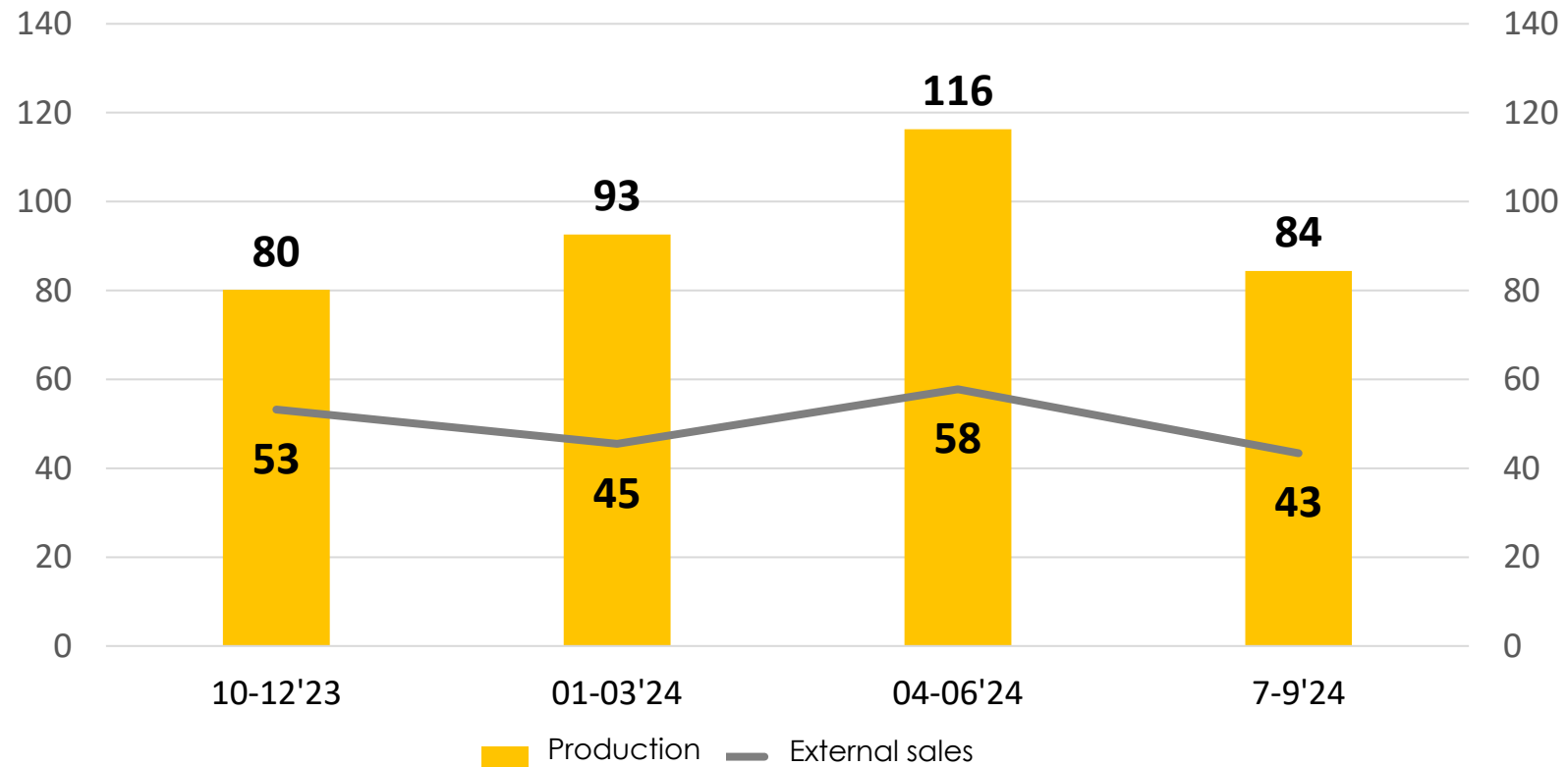
# FABRYKI MEBLI „FORTE” S.A.

Preliminary results after Q2 2024/2025 | 23.10.2024 r.

# MONTHLY ORDER INFLOW IN THOUSANDS OF PACKAGES



# TANNE ['000 M3] 2023.10-2024.09



# JULY – SEPTEMBER 2024

## PERFORMANCE

### 07-09'24

**GROSS SALES**

**227,9 MPLN**

Tanne ext.: 32,3 MPLN/43 m3

Thousand Packages: 1.057 (+3,3% vs '23)  
Price / Package: -7,1% vs '23

## PERFORMANCE

### 07-09'23

**212,0 MPLN**

Tanne ext.: 17,7 MPLN/20 m3

Thousand Packages: 1.023

## CHANGE

### '24 vs '23

**15,9 MPLN**

14,6 MPLN

**EBIT**

**4,8 MPLN**  
2,1 %

**-14,4 MPLN**  
-6,8 %

**+19,2 MPLN**

**EBITDA**

**18,8 MPLN**  
8,2 %

**-0,8 MPLN**  
-0,4 %

**+19,6 MPLN**

# APRIL – SEPTEMBER 2024

	PERFORMANCE <b>04-09'24</b>	PERFORMANCE <b>04-09'23</b>	CHANGE <b>'24 vs '23</b>
<b>GROSS SALES</b>	<b>478,5 MPLN</b> Tanne ext.: 73,8 MPLN/101 m3	<b>475,7 MPLN</b> Tanne ext.: 40,6 MPLN/41 m3	<b>2,9 MPLN</b> 33,2 MPLN
	Thousand Packages : 2.187 (-4,1% vs '23) Price / Package: -7,7% vs '23	Thousand Packages: 2.281	
<b>EBIT</b>	<b>13,9 MPLN</b> 2,9 %	<b>-11,9 MPLN</b> -6,8 %	<b>+25,8 MPLN</b>
<b>EBITDA</b>	<b>41,9 MPLN</b> 8,8 %	<b>15,5 MPLN</b> 3,3 %	<b>+26,4 MPLN</b>



# DEBT RATIO [MPLN]

