

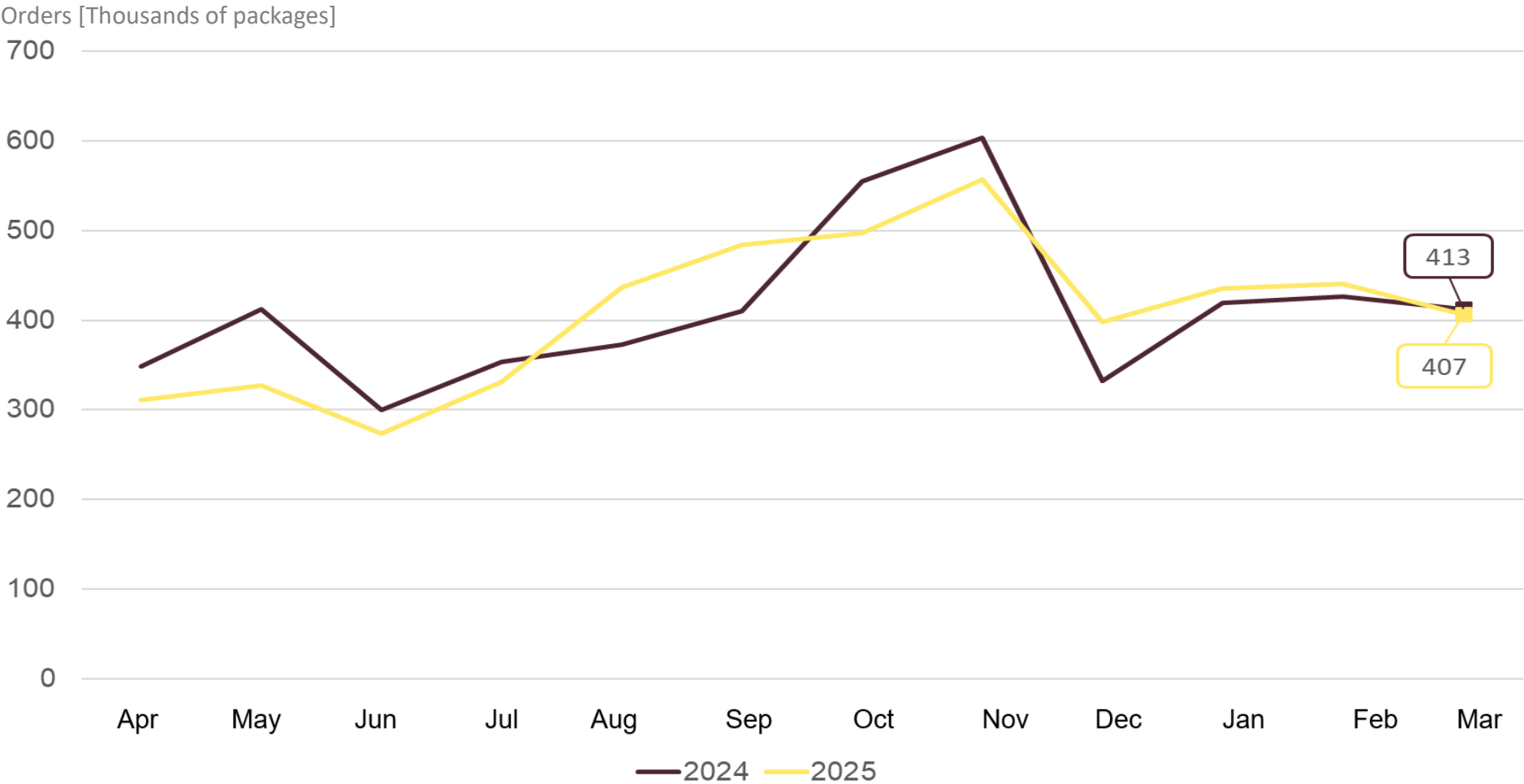
Grupa Forte SA

Preliminary results after the close of Q4 2025

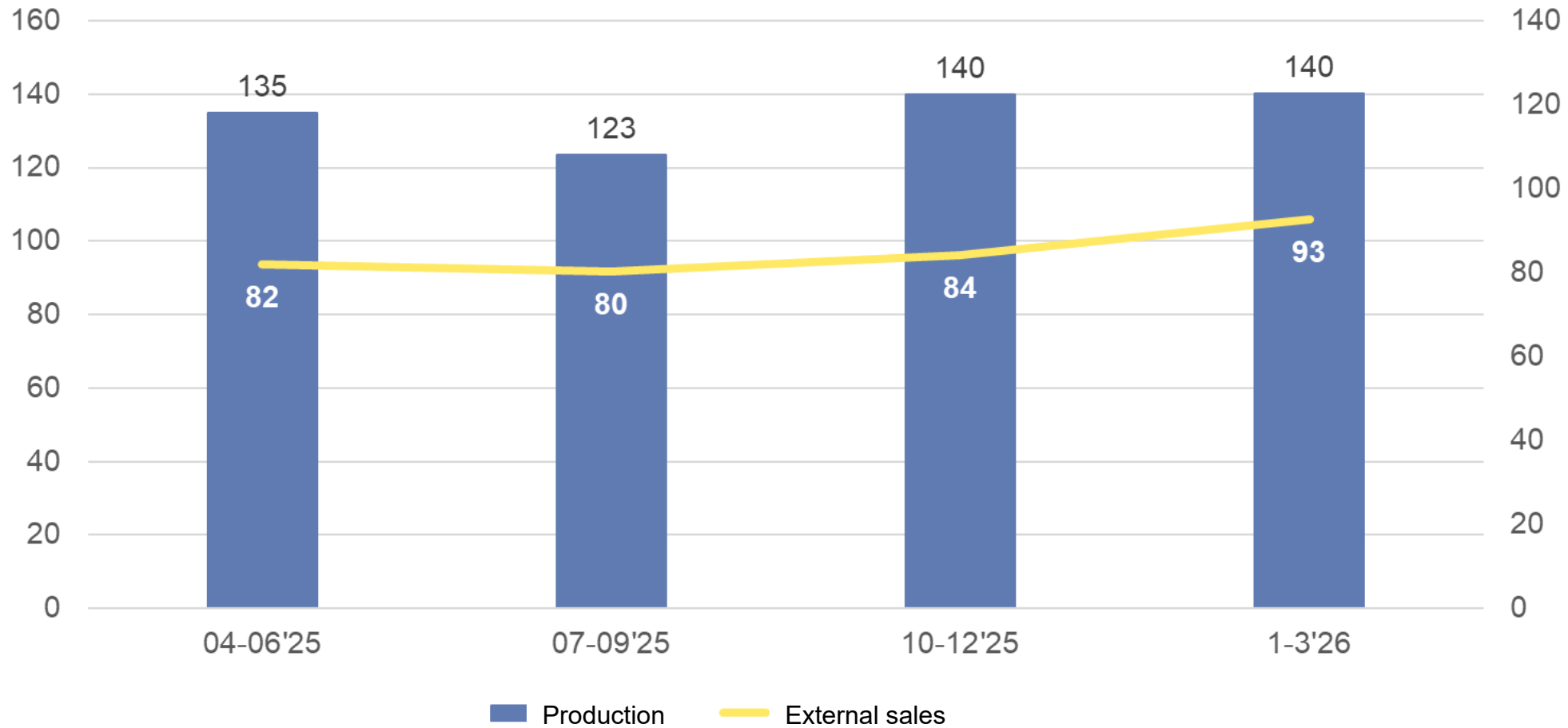
Ostrów Mazowiecka
22.04.2026



Monthly order inflow in thousands of packages



Tanne ['000 m3] 2025.01 - 2026.03



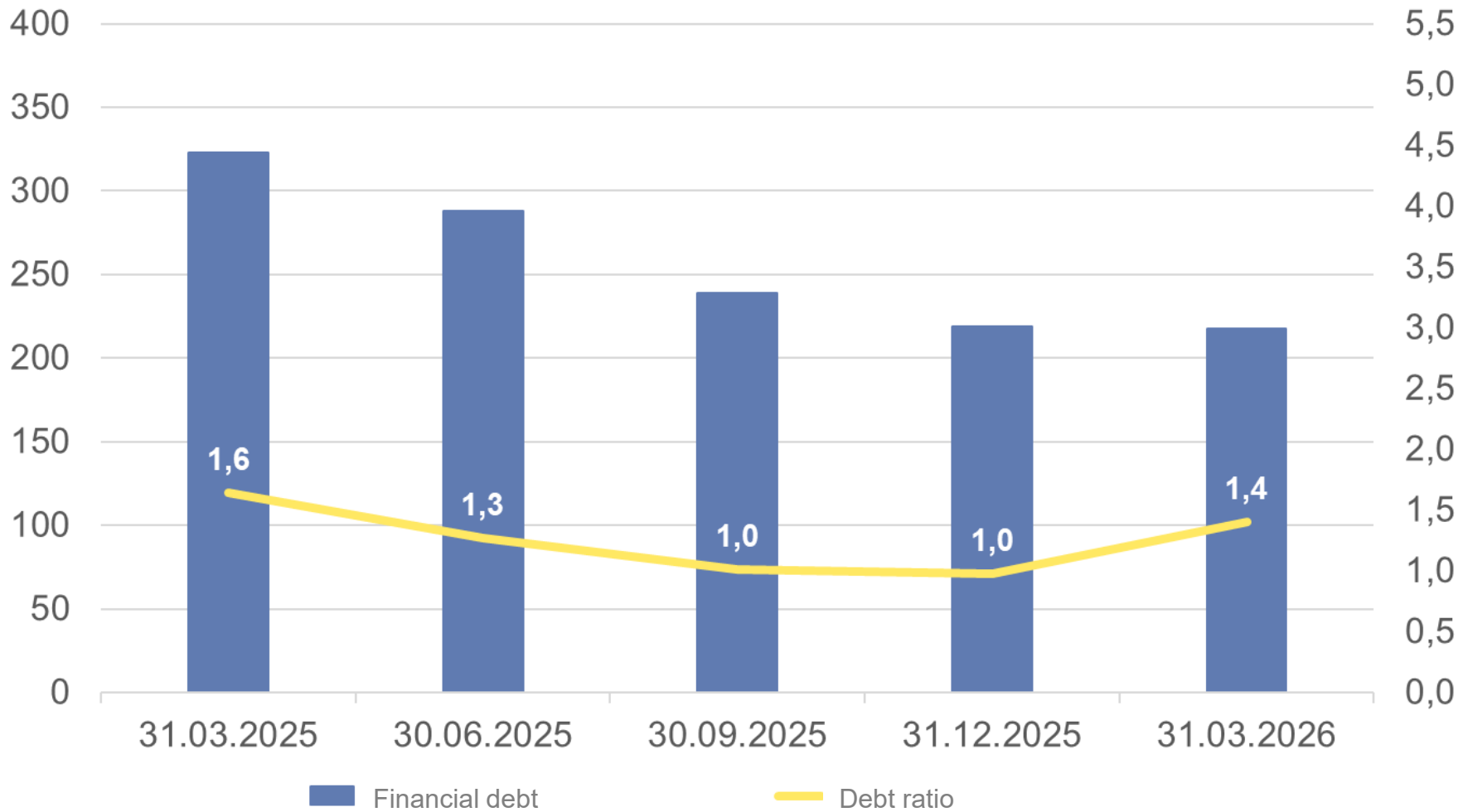
January – March 2026

	Performance 01-03'26	Performance 01-03'25	Change r/r
Gross sales	350,9 MPLN Tanne ext.: 65,1 MPLN / 93 m3 Thousand Packages: 1.351 (-4,6% r/r) Price / Package: +0,7% r/r	329,0 MPLN Tanne ext.: 45,2 MPLN / 66 m3 Thousand Packages: 1.416	+21,9 MPLN +19,9 MPLN
EBIT	-9,6 MPLN -2,7%	35,7 MPLN 10,9%	-45,3 MPLN
EBITDA	5,1 MPLN 1,5%	49,6 MPLN 15,1%	-44,5 MPLN

April 2025 – March 2026

	Performance 04'25-03'26	Performance 04'24-03'25	Change r/r
Gross sales	1 209,4 MPLN Tanne ext.: 236,9 MPLN / 339 m3 Thousand Packages: 4.831 (-2,5% r/r) Price / Package: -0,1% r/r	1 101,4 MPLN Tanne ext.: 155,9 MPLN / 219 m3 Thousand Packages: 4.954	+107,9 MPLN +81,0 MPLN
EBIT	53,6 MPLN 4,4%	71,5 MPLN 6,5%	-17,9 MPLN
EBITDA	110,0 MPLN 9,1%	127,3 MPLN 11,6%	-17,3 MPLN

Debt ratio zadłużenia [MPLN]



The logo icon is a solid black, stylized shape. It features a curved, hook-like element on the left side that transitions into a more vertical, blocky structure on the right, resembling a stylized letter 'F' or a similar abstract form.

Forte